

IP-F

POE+ INDOOR IP ENDPOINT WITH LED FLASHER

TECHNICAL DATA SHEET



PRODUCT SUMMARY

AtlasIED IP-F is an indoor wall mount visual alerting IP endpoint with a multicolored LED flasher. It complements the Unified Communications (VoIP Communications) investment, including on-premises and hosted infrastructure platforms. The IP-F is ideal for alerting occupants of routine notifications like a telephone ringing, critical alerts in high noise, noise sensitive, or loud areas, or large spaces where visual signaling is required for ADA compliance or to assist hearing impaired.

APPLICATIONS

Model IP-F registers as a communication endpoint directly within Singlewire, AtlasIED, and Syn-Apps' notification applications. It provides visual signaling for noise sensitive areas, large spaces, and public address applications to improve day-to-day communications, as well as visual notification for occupants through advanced color-coded LED-based illumination.

When using Singlewire's InformaCast® or Syn-Apps Revolution® notification applications, the IP-F can have its colors sync'd to the applications text and audio notification profiles. Customers can now display default color styles set for normal, warning, and emergency notifications sending clear communication during any event.

The IP-F can be used as a stand-alone visual alerting IP endpoint device and will complement AtlasIED's IPX IP endpoint products. The IP-F leverages the WAN or LAN network architecture.

The IP-F contains a PoE+ powered amplifier that can support up to two analog 8 speakers that will enable the IP-F to support audible announcements.

AtlasIED IP-F supports Cisco's Call Manager publisher subscriber SIP Service call processing failover. This service provides remote location call-processing redundancy when access to the centralized Call Manager is interrupted because of a WAN outage. In a Cisco UMC environment,

IPX devices can register to either Cisco's basic or advanced 3rd Party SIP device service for intercom or paging functionality. IPX must use Cisco's Advanced 3rd Party SIP device service when registering to a publisher subscriber configuration.

Where notification applications are not required, the IP-F can register as a SIP device directly to a SIP server or VoIP Communications Manager for visual critical alerts and visual telephone ringing alerts.

The AtlasIED IP-F IP endpoint is equipped with multicolored LED flasher to provide effective communication with visual alerting and compliancy under Title II of the Americans with Disabilities Act (ADA), all state

and local governments are required to take steps and ensure effective communication to people with disabilities.

KEY FEATURES

Network Features

- Dynamic or Static IP Address
- IEEE 802.3 10/100Base-T Ethernet
- IEEE 802.1q Tagging
- IEEE 802.3at Compliant

Audio Codec Support

- G.711 u-law / a-law (16 kbit/s)
- G.722 Wideband Audio (64 kbit/s)

Auto Registration

- SLP for Singlewire Applications
- DNS SRV for Singlewire Applications
- DHCP Option 72 for Syn-Apps' Applications
- IEDNet+ for AtlasIED Applications

Static Configuration

- HTTP GUI for Static Configuration

Audio Features

- Integrated Amplifier with two 8Ω outputs
- Aux Audio Line-In Balanced (2.8Vpp 10K)
- Aux Audio Line-Out Balanced (2.8Vpp 10K)
- Can send 1 Static Multicast Stream (Line-in or Mic to Multicast Out)
- Can listen up to 10 Static Multicast Streams

Visual Features

- Multi-Color LED Flashers for visual signaling and Adjustable flasher Pulse Rate for ADA Compliance
- Flasher Supports up to 25 InformaCast Priorities

Additional Features

- 2 General Purpose Inputs
- 1 Relay Output (2A @ 30 VDC)
- Phone / Night Loud Ringer
- External Power Supply Option



AUDIO SPECIFICATIONS / PERFORMANCE

SYSTEM	
Type	PoE+ Indoor IP Endpoint with RGB Flasher
Operation Temp.	-20°C (-4°F) to 55°C (131°F)
Indicators	Network Status (On Back)
General Purpose Interface	Two Trigger Inputs / One Relay Output (2A @ 30 VDC)

AMPLIFICATION	
Type	Single-Channel Class D Topology with Primary and Secondary Outputs
AC Power Input	PoE+ and External 24VDC
Power Rating (RMS)	25 Watts Max (802.3at)
THD	<0.2%
Cooling	Passive / Convection

AUDIO INPUTS AND OUTPUTS	
Input: Analog Audio Type(s)	One Balanced Line Level
Input: Analog Connectivity	Secured Screw Terminal Block
Input: Network Audio Type(s)	G.711 U-Law / A-Law and G.722 Capable
Input: Multicast Permanent Stream	Registered Subscriber/s for up to 10 Different Streams
Input: Network Connectivity	RJ-45 Female
Output: Analog Audio Type(s)	One Balanced Line Level
Output: Multicast Permanent Stream	One Broadcast Using Line-In or Integrated Microphone *** Note: Audio Does Not Play out of the Sending Device***
Output: Analog Connectivity	Secured Screw Terminal Block
Output: Digital Audio Type(s)	G.711 U-Law / A-Law and G.722 Capable Multicast
Output: Digital Connectivity	N/A
Output: Speaker Level	8Ω, 25 Watts Max (802.3at)
Output: Speaker Connectivity	Two x Secured Screw Terminal Block

FLASHER	
Flasher Type	LED
Flash Color Range	Red, Green, Blue, Yellow, Teal, Purple, & White
Flasher Illuminance (lux)	83 Red, 545 Green, 90 Blue, 570 White
Flash Rate(s)	Adjustable flasher Pulse Rate
Viewable Dimensions (HxW)	0.5" (13mm) x 3.5" (89mm)
Control	Controlled via Software

SOFTWARE	
AtlasIED GCK Compatible Version	7.0+
InformaCast Advanced Compatible Version	4.0+
InformaCast Fusion Compatible Version	3.0+
Intrado Revolution Compatible Versions	v2017.3.1+
SA-Announce Compatible Versions	9.0.18+

IP-F

POE+ INDOOR IP ENDPOINT WITH LED FLASHER

TECHNICAL DATA SHEET



NETWORK	
Ethernet	IEEE 802.3 10/100Base-T
PoE	IEEE 802.3 AT Compliant
VLAN	IEEE 802.1q Tagging
PROTOCOLS	
IP Addressing	DHCP / Static
Auto-Registration	HTTP / Service Location Protocol / DNS SRV / IEDNet+ / DHCP Option 72 and Option 150
LLDP-MED	PoE Power Negotiation
Time	NTP
Telephony	SIP
ENCLOSURE	
Color	White
Mounting / Rigging Provisions	4 x Screws, Surface Mount Enclosure
Safety Agency Ratings	ETL Listed to Comply with 62368-1, CSA C22.2 #62368-1, IEC 62368-1 CB Scheme and FCC
Ingress Protection	N/A
Logo	UV Printed Logo Grey and Silver
Product Dimensions (HxWxD)	7.04" x 5.34" x 2.52" (178.816mm x 135.636mm x 64.008mm)
Shipping Dimensions (HxWxD)	3.125" x 11.625" x 15.875" (79.375mm x 295.275mm x 403.225mm)
Net Weight - lbs	2.019 lb (0.92kg)
Shipping Weight - lbs	3.81 lb (1.36kg)
WARRANTY COVERAGE	
Warranty Period	5 Year

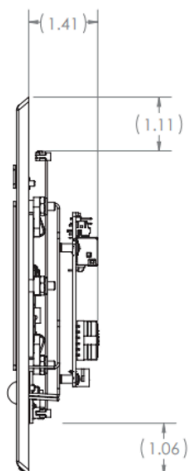
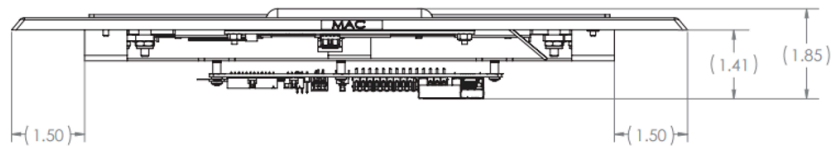
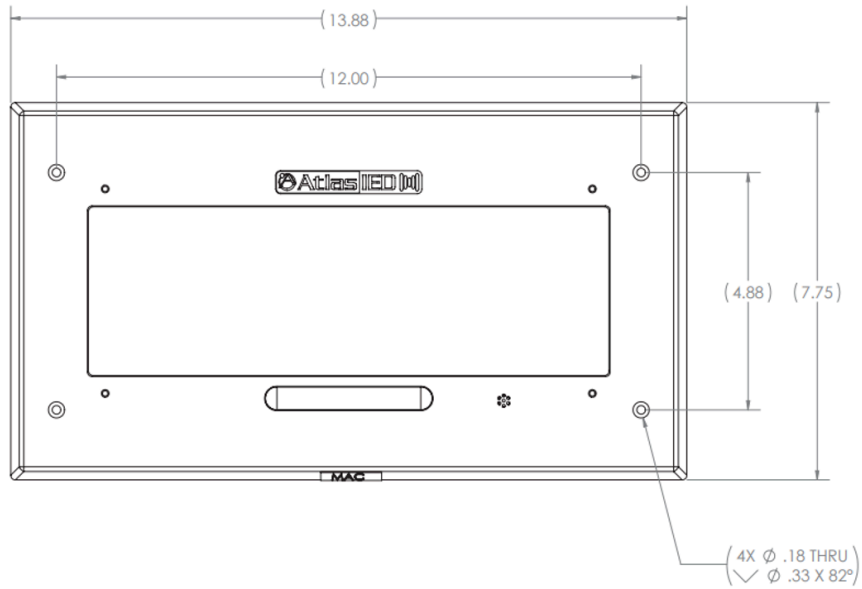
IP-F

POE+ INDOOR IP ENDPOINT WITH LED FLASHER

TECHNICAL DATA SHEET



DIMENSIONAL DRAWING



IP-F

POE+ INDOOR IP ENDPOINT WITH LED FLASHER

TECHNICAL DATA SHEET



ARCHITECT AND ENGINEER SPECS

The unit shall be AtlasIED model IP-F. The PoE+ indoor IP endpoint visual alerting system shall consist of a factory assembled IP addressable PCB amplifier / control, metal baffle, and multicolor LED flasher.

The amplifier / control board shall receive announcements and messages using dynamically routed data on a standard Ethernet network. It shall include a single-channel class D topology amplifier with primary and secondary outputs capable of producing 25-watts RMS when using an IEEE 802.3at compatible PoE+ switch or 24VDC local power supply.

Interconnect shall be via female RJ-45 connector mounted to the PCB.

The amplifier / control board shall include (2) logic inputs, (1) relay output, (1) auxiliary balanced line level audio input and (1) balanced line level audio output. The auxiliary line level input shall include an auto mute function that is activated when a broadcast is sensed from the control application.

The amplifier / control board shall include a Graphical User Interface (GUI) for SIP configuration. The SIP implementation shall support standards G.711, G.722 and RTP protocols. The Graphical User Interface

(GUI) shall configure and manage logic inputs, relay outputs, and Auxiliary audio input.

The unit shall incorporate an LED flasher with viewable dimensions of 0.5" (13mm) height x 3.5" (89mm) wide. The LEDs shall be able to produce RGB color spectrum with brightness of 83-lux (Red), 545-lux (Green), 90-lux (Blue), 570-lux (White). It shall have the capability of multi-speed flash rate and will be software controllable.

It shall receive visual notifications via AtlasIED's GCK®, Syn-Apps'

SA-Announce® and/or Revolution®, Singlewire's InformaCast® software platforms. It shall allow Singlewire's or Syn-Apps' custom display priority profile feature to automatically change its flasher color to the user defined color styles while an alert is in progress.

All control functionality shall be determined via software. It shall be compatible with AtlasIED's GCK®, Syn-Apps' SA-Announce® and/or Revolution®, Singlewire's InformaCast® software platforms and SIP standalone operation. The Indoor IP endpoint visual alerting system overall dimensions shall be 7.04" (178.816mm) x 5.34" (135.636mm) x

2.52" (64.008mm) HxWxD. Finish shall be neutral white electrostatic powder coat.

Surface mount enclosure shall be included.