


IED1544AIO-D

4x4 Analog / Dante® I/O Module



IED1544AIO-D Front



IED1544AIO-D Rear

Features

- Dante® Digital Audio Platform
- Analog Line or Mic Level Input
- Convert Analog Mic / Line Audio to Dante® Network Audio
- Convert Dante® Network Audio to Analog Audio Out
- 48V Phantom Power
- Input Signal & Peak LED Indicators
- Independent Gain Selection on Each Input
- Analog Balanced Line Output
- Output Signal LED Indicators
- PoE Powered

Applications

The IED1544AIO-D is used for applications that require up to four analog mic or line audio signals to be converted into Dante® digital audio. The IED1544AIO-D can also be used to convert single or multiple Dante® digital audio signals into analog audio line level outputs.

- Any project requiring a gateway from analog audio to network audio or vice versa
- Network audio signal end points
- Hotel ballrooms analog announcing stations
- School gyms / auditorium audio interface
- Analog paging stations conversions to Dante® digital audio
- Transportation stations audio interfaces

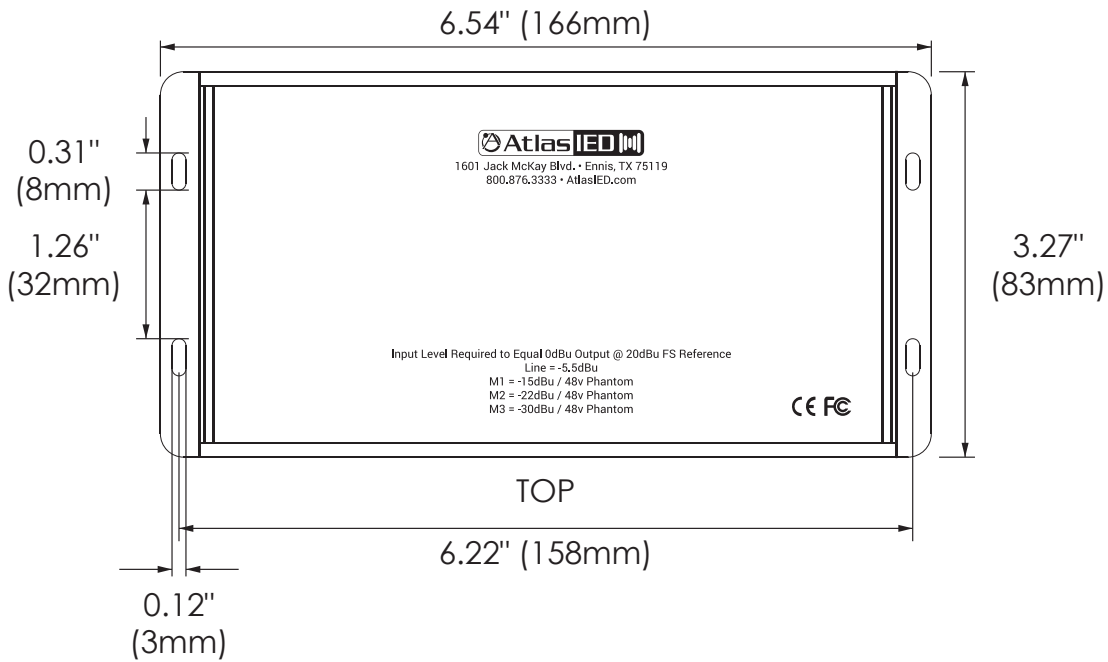
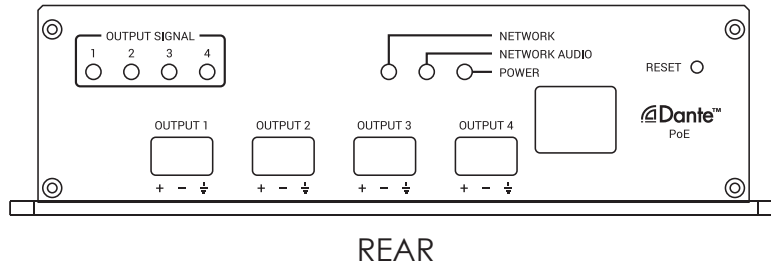
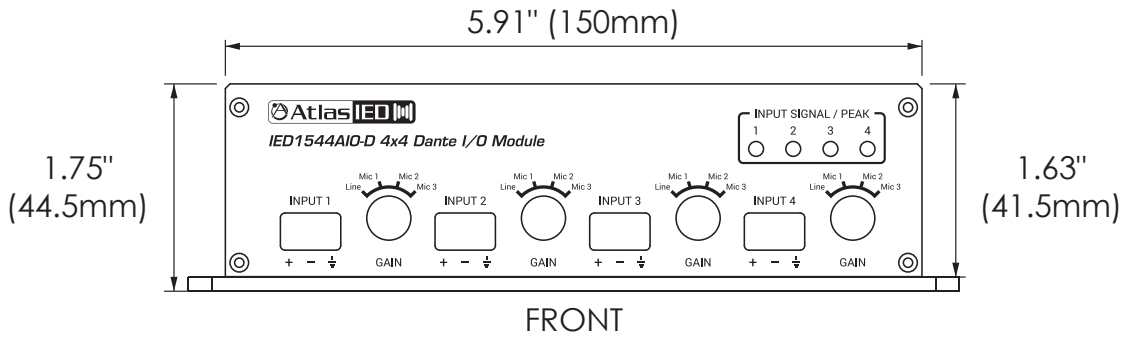
General Description

The IED1544AIO-D is a 4-input x 4-output mic / line level analog pre-amplifier that converts analog audio signals to Dante® network audio. Multiple channels of Dante® network audio can be transported over standard IP networks. The IED1544AIO-D 4x4 Dante® I/O Module features four analog balanced mic or line inputs (selectable) and four balanced line outputs. The four analog inputs are converted into Dante® network audio and can be routed via Dante Controller™. The four outputs convert Dante® digital audio received over the LAN into analog audio. There are indicators for network connection, network audio traffic, and power. Each input can be selected to Line or Mic level. In Mic mode, each input has 3 gain selections with Phantom Power. The IED1544AIO-D requires no external power supply. It is powered via a network PoE port or a PoE injector.

System	
Type	4x4 Analog / Dante® I/O Module
Network Connection	Single RJ45, CAT5
Inputs	
Input Quantity	4
Input Connectors Type	3 Position Phoenix Type, 3.5mm Pitch
Input Gain Selection (See Note 1)	Reference to 20dBFS Line = -5dBu M1 (Mic) = -15dBu M2 (Mic) = -22dBu M3 (Mic) = -30dBu
Phantom Power	48V DC When M1, M2, M3 is Selected
Outputs	
Output Quantity	4
Output Connectors Type	3 Position Phoenix Type, 3.5mm Pitch
Status Indicators	
Input	Qty 4, Bi-Color LED, Signal = Green, Peak = Red
Output	Qty 4, Green
Network	Green
Network Audio	Green
Power	Red
RJ45 Jack Indicator	Industry Standard Network Status (Incorporated) Green / Yellow
Electrical Specifications	
Analog Input Impedance	2.2KΩ
Analog Output Impedance	600Ω
Input Signal LED On Threshold	Line = 42mV M1 (Mic) = 15mV M2 (Mic) = 6mV M3 (Mic) = 2.8mV
Input Peak LED On Threshold	Line = 14dBu (3.75V) M1 (Mic) = 4.5dBu (1.35V) M2 (Mic) = -2.7dBu (560mV) M3 (Mic) = -9.8dBu (250mV)
Output LED On Threshold	35mV
Maximum Input Level	Line = 14dBu (3.75V) M1 (Mic) = 4.5dBu (1.35V) M2 (Mic) = -2.7dBu (560mV) M3 (Mic) = -9.8dBu (250mV)
Dante® Transmission Speed	100Mbps
Frequency Response	20Hz - 20KHz +/- 2dB
THD	0.06% @ 1KHz
Signal To Noise	110dB @ 1kHz
Dynamic Range	110dB
Power	PoE
Power Consumption	5W
Mechanical	
Dimensions	3.27" W x 1.75" H x 6.55" D (83mm x 44mm x 166mm)
Weight	1.2 lbs. (550g)
Color	Black
Material	Steel
Mounting	4 Holes, 0.12" (3mm) Diameter

Note 1: The IED1544AIO-D gain selections listed above is the amount of analog signal required to achieve 0dBu output in system reference to 20dBFS (Decibels Full Scale). Most commercial and pro audio equipment gains are in the range of 20dBu – 24dBu. Read the entire manual to understand these settings.

Dimensional Drawings



©2018 Atlas Sound LP. The Atlas "Circle A" Soundolier, and Atlas Sound are trademarks of Atlas Sound L.P. IED is a Registered Trademark of Innovative Electronic Designs LLC. All rights reserved. All other Trademarks are property of their respective owners. No endorsement is implied. Due to continual product development, specifications are subject to change without notice. ATSO05719 RevA 1/18

Architect and Engineer Specifications

The IED1544AIO-D shall be a 4-input x 4-output Mic / Line level analog pre-amplifier that converts analog audio signals to Dante® digital audio. The IED1544AIO-D shall have four selectable analog balanced mic or line inputs. The IED1544AIO-D shall have four balanced line outputs. The four analog inputs shall be converted into Dante® digital audio and can be routed in Dante Controller™. The four outputs shall receive Dante® digital audio over the LAN and convert the signal into analog audio. All inputs shall have signal and peak LEDs. All outputs shall have signal LED. The IED1544AIO-D shall have network connection, network audio traffic and power indicators. Each input shall have gain selected between Line or Mic level. In Line mode, the IED1544AIO-D shall require -5dBu of signal to achieve 0dBu output when referenced to 20dBFS digital system. In Mic mode, each input shall have 3 gain selections with 48V Phantom Power. The IED1544AIO-D shall be powered by network PoE.

Warranty shall be for 12 months (additional warranty term available).

The 4-input x 4-output Mic / Line level analog pre-amplifier with Dante® digital audio shall be AtlasIED IED1544AIO-D.