

FC-4TLP

LOW PROFILE CEILING LOUDSPEAKER



TECHNICAL DATA SHEET

PRODUCT SUMMARY

The IsoFlare™ FC-4TLP is a wide bandwidth, high sensitivity ceiling loudspeaker designed for the ultimate in fidelity, coverage, and aesthetics. With a greatly reduced back can depth, the FC-4T has been engineered specifically for critical applications where ceiling cavity dimensions are restricted.

The IsoFlare™ FC range is the new benchmark in point source technology for prestigious commercial environments. Decades of experience from acoustic and mechanical engineers specializing in this technology have honed existing skills complemented with the very latest in design & engineering techniques to bring IsoFlare™ to the premium commercial space in an integrated package.

Unlike most 'coax' offerings, the IsoFlare™ driver exhibits excellent harmonic alignment between HF and LF sources, the effect of which is to deliver accurate and natural reproduction with superb tonal balance.

The FC-4TLP exhibits surprising low end for its diminutive size.

Propagating a spherical wavefront, homogeneously aligned on all axes, the IsoFlare™ point source driver yields an even response throughout the listening area; a constant time delay over the entire frequency spectrum providing exceptional off-axis performance.

The FC-4TLP is designed for applications requiring a combination of premium sonic quality for music and speech reinforcement with exceptional reliability, in an architect/designer/installer friendly solution.

Low frequency enhancement can be augmented with the FC-8ST ceiling subwoofer.

The IsoFlare FC-4TLP is supplied with C-Ring and Tile Bridges.

KEY FEATURES

- Patented tool-less high travel secure-clamp mechanism for fast and trouble-free installation.
- Bezel-less grille - magnetically secured, removable logo. Allows for a single step painting process if necessary. No requirement for adapters to accommodate optional square grilles.
- Ferrofluid cooled titanium HF with neodymium magnet system.
- Weather-treated, multi-fiber cone; stiffness combined with controlled top end roll off, for an accurate midrange.
- Fluted Surround Technology – Conventional driver surround profiles can reflect energy back down the cone causing coloration.
- Optimized smooth transition baffle (no sharp edges which cause diffraction).
- Full bandwidth exceptionally low insertion loss 30 W, 70/100 V transformer.
- High-current premium crossover components (Air Core Inductors & Polypropylene Capacitors).
- Easy Access Tap Rotary Selector Switch.
- Enhanced voicing presets available via AtlasIED Atmosphere platform.

APPLICATIONS

- Boardrooms & Corporate Offices
- Airports, Convention Centers, Hotels
- Casinos
- Houses of Worship
- Retail Outlets, Shopping Malls
- Museums
- Lounges / Bars
- Sports Facilities
- Health Clubs
- Performing Arts Centers
- Education Facilities
- Cruise Ships
- Courtrooms
- Multi-zone Foreground Music & Paging Systems

FC-4TLP

LOW PROFILE CEILING LOUDSPEAKER



TECHNICAL DATA SHEET

AUDIO SPECIFICATIONS / PERFORMANCE

SYSTEM	FC-4TLP
Type	Two-Way, Full Range, Low Profile Ceiling Loudspeaker (Blind Mount)
Frequency Range (-10dB) ¹	62 Hz ⁶ –30 kHz
Frequency Response (+/- 3dB) ¹	80 Hz–22 kHz
System Sensitivity (1W @ 1m) ²	88 dB
Nominal Coverage Angle (-6dB)	100 degrees
Directivity Index (dB)	4.7

POWER HANDLING³

Average	60 W
Program	120 W
Peak	240 W
Recommended Amplifier Power	120 W @ 8 Ohms
Nominal Impedance	8 Ohms
Transformer Taps- via rotary selector switch 70/100V	30 W, 15 W, 7.5 W (3.8 W 70 V) & Low Z operation

RATED MAXIMUM SPL⁴

Average	106 dB
Peak	112 dB
With Max. Transformer Tap - Average	104 dB

TRANSDUCERS

Low Frequency	4" (100 mm) Bass/Mid, multi-fiber treated paper
High Frequency	0.75" (19mm) titanium dome with neodymium magnet system, Ferrofluid cooled

FC-4TLP

LOW PROFILE CEILING LOUDSPEAKER



TECHNICAL DATA SHEET

AUDIO SPECIFICATIONS / PERFORMANCE

ENCLOSURE

Backcan	Powder Coated Steel (Black)
Baffle	High Impact ABS UL-V0 (Black)
Grille	Steel, weather resistant coating (White)
Safety Features	Safety ring for load bearing safety bond
Clamping design	SafetyFirst™ with locking dog legs Min/Max Clamping Range - 0.33"–2.00" (8.38 mm–50.8 mm)
Cable Entry Options	Cable clamp & squeeze connector for conduit up to 0.87" (22 mm)
Input Connection	Removable locking Euroblock connector with screw terminals & loop through facility
Safety Agency Rating	UL1480A, UL2043, CE Suitable for Use in Air Handling Spaces per NFPA 70 and NFPA 90.
Ingress Protection	IP44
Operating Temperature	-40°F to 140°F (-40° C to 60° C)
Environmental Testing	Salt Spray
Baffle Diameter	ø 10.83 (275.0 mm)
Backcan Diameter	ø 9.53" (242.0 mm)
Cutout Diameter	ø 9.76" (248.0 mm)
Mounting Depth	3.96" (100.5 mm)
Overall Depth	4.12" (104.6 mm)
Round Grille Diameter	ø 10.99" (279.1 mm)
Square Grille Length	10.99" (279.1 mm)
Included Accessories	C-Ring, tile-bridge kit, cut-out template, round white grille
Optional Accessories	Round black grille, square white grille, square black grille, tile bridge kit
Packed Quantity	2
Shipping Dimensions (H × W × D)	7.3" × 33.7" × 19.3" (18.5 cm × 85.5 cm × 49 cm)
Net Weight (per unit)	8.0 lbs (3.7 kg)
Shipping Weight	30.3 lbs (13.7 kg)

Notes:

- 1 - Average over stated bandwidth, full space, IEC Baffle
- 2 - Unweighted pink noise input, measured at 1 meter on axis
- 3 - Long term power handling capacity as defined in EIA -426B test

- 4 - Calculated from rated noise power and sensitivity
- 5 - 1k–10 k Hz average
- 6 - Recommended High-Pass (24 dB/Oct)

A full range of measurements, performance data, Ease™ and CLF Data can be downloaded from www.atlasied.com.

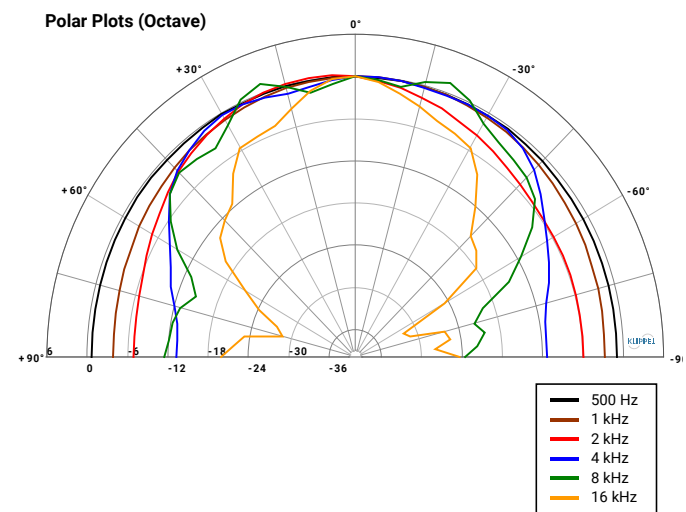
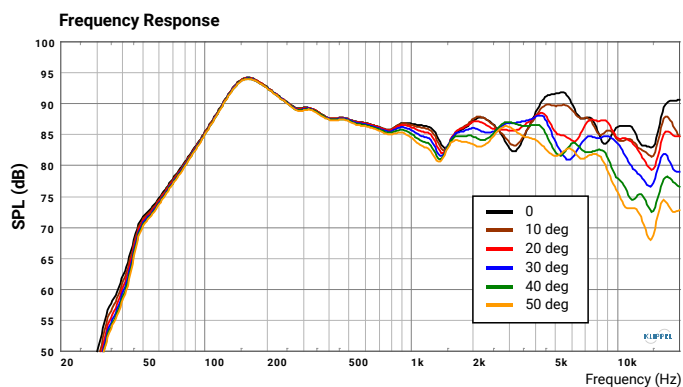
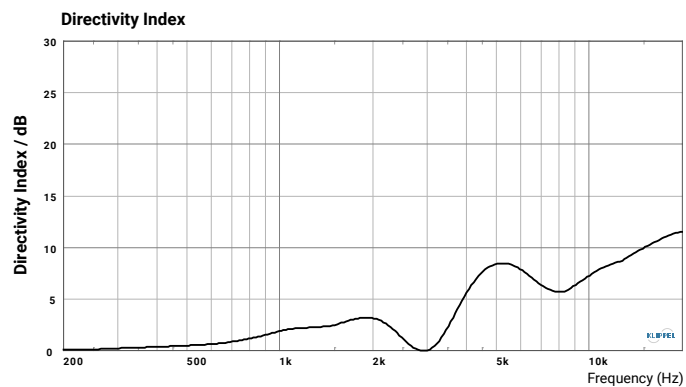
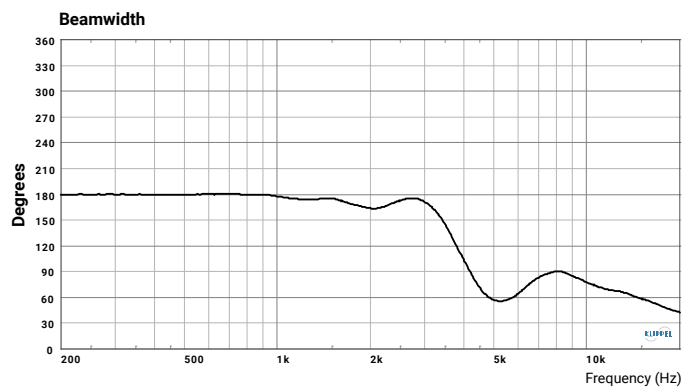
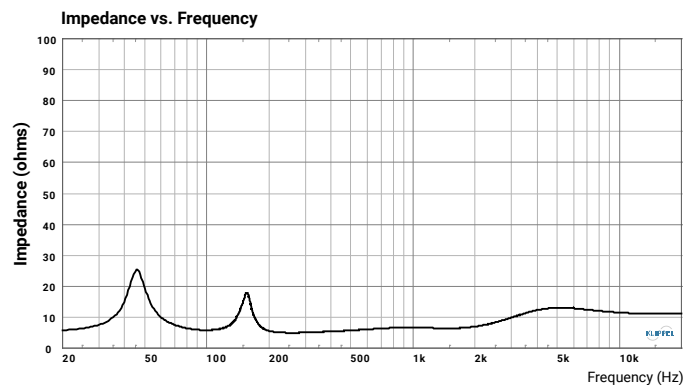
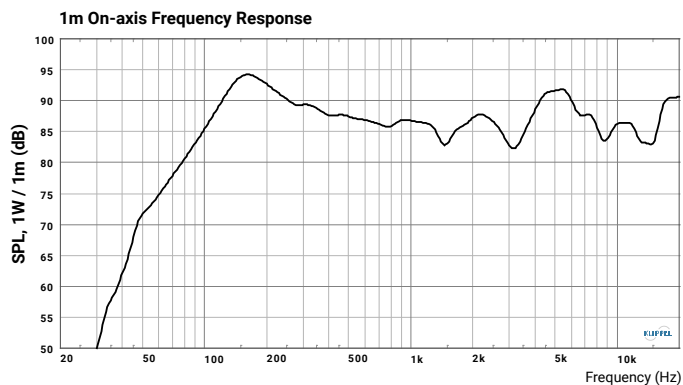
FC-4TLP

LOW PROFILE CEILING LOUDSPEAKER



TECHNICAL DATA SHEET

PERFORMANCE MEASUREMENTS



FC-4TLP

LOW PROFILE CEILING LOUDSPEAKER

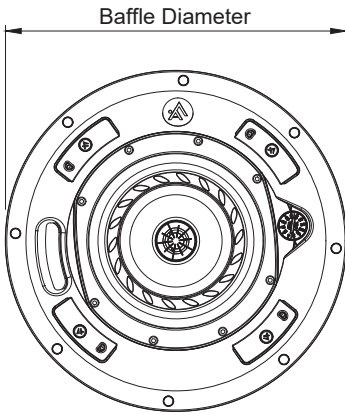


TECHNICAL DATA SHEET

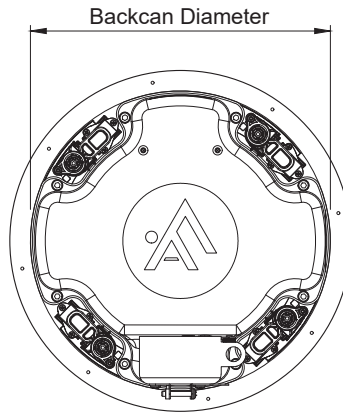
DIMENSIONAL DRAWINGS

PRODUCT DIMENSIONS

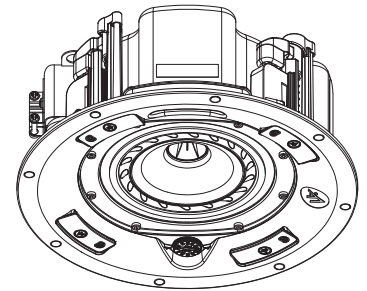
Baffle Diameter	ø 10.83" (275.0 mm)
Backcan Diameter	ø 9.53" (242.0 mm)
Cutout Diameter	ø 9.76" (248.0 mm)
Mounting Depth	3.96" (100.5 mm)
Overall Depth	4.12" (104.6 mm)
Round Grille Diameter	ø 10.99" (279.1 mm)
Square Grille Length	10.99" (279.1 mm)



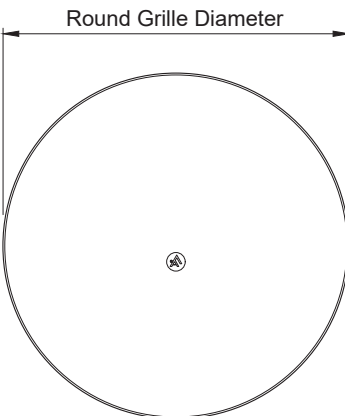
Front View




Rear View



Isometric View

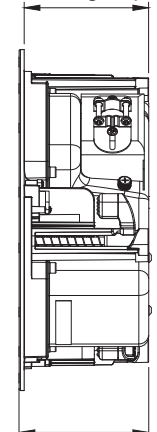


Round Grille



Square Grille

Mounting Depth



Overall Depth

Side View

FC-4TLP

LOW PROFILE CEILING LOUDSPEAKER



TECHNICAL DATA SHEET

ARCHITECT AND ENGINEER SPECS

The loudspeaker shall be of a two-way low-profile flush-mount design with an internal passive crossover and a 30 W low insertion loss 70/100 V transformer for use in constant voltage distributed lines. A 4-inch multi-fiber treated paper woofer with butyl rubber surround and 0.75" (19 mm) titanium dome with Ferrofluid-cooled neodymium magnet system, shall be housed in a proprietary injection molded ABS UL94V-0, UV fade resistant vented baffle. The backcan shall be of powder coated steel construction. A recessed termination box shall be integrated with the back can, a removable connector with screw terminals for secure wire termination with "loop through" facility shall be provided. Strain relief will be provided by a clamping mechanism for use with plenum rated cable or conduit. The loudspeaker shall incorporate a tool-less, high travel dogleg mechanism. It shall utilize a one-piece, bezel-less grille and an optional square grille if required.

The loudspeaker shall comply with the following safety standards; UL1480A, UL2043, CE.

The loudspeaker shall meet the following performance specifications: On-axis system frequency range shall be 62 Hz to 30 kHz (10 dB). The broadband sensitivity shall be 88 dB (2.83 V at 1 m) SPL in full-space environment with recommended high-pass protection. The long-term power handling rating shall be 60 W as defined in EIA-426B. The maximum continuous output shall be 106 dB SPL and the maximum peak output shall be 112 dB SPL. The nominal coverage pattern shall be 100 degrees conical. The transformer shall have power taps 30 W, 15 W, 7.5 W, 3.8 W (1.9 W 70 V), plus an 8-ohm bypass, selectable using a rotary switch located on the front baffle. The loudspeaker Euroblock input connections shall allow for direct connection to 70-volt, 100-volt, or low-impedance amplifiers.

The loudspeaker grille diameter shall be 10.99" (279.1 mm), and 4.12" (104.6 mm) deep (front of ceiling to rear of back can). The unit net weight shall be 8.0 lbs (3.7 kg).

Two support rails and one C-Ring shall be included.

The warranty shall be 5 years. The loudspeaker shall be the Atlas + Fyne FC-4TLP.