


# 1112PS

## GLOBALCOM Power Supply



### Features

- Small 1RU chassis provides a maximum of 37 Amps of 12 VDC power
- Individual power connections for up to eight (8) GLOBALCOM devices
- Individual fuses protect each output
- Universal input voltage for worldwide use
- Rear security cover to prevent unwanted removal of any connections
- Optional second 1112PSM power supply module to provide a redundant power solution
- Fault relay provides notification if a power supply module fails

### General Description

The 1112PS is a rack mount power supply designed to provide 12V DC power to GLOBALCOM devices. The 1112PS ships with a single 1112PSM power supply module capable of delivering up to 37 Amps of 12V DC power to as many as eight (8) GLOBALCOM devices. This allows a single power supply to power multiple 1100ACS, 1200ACS, 1100MSG, 1200MSG, IP100 Series and 1100DAB Series unites. Each unit is connected to a fused power output port on the rear of the 1112PS. The connectors are secured using the supplied cover plate to prevent unwanted disconnections. A second 1112PSM power supply module can be added to provide redundancy. If a module fails, the remaining module will assume tge full load. A module can be replaced while the other module is left on without interrupting power to the system. A relay is provided that will de-energize if a power supply module has failed. This closure can be monitored through the supervision system.

Specifications	
<b>Electrical</b>	
Supply Voltage	100 - 240 VAC
Rated Input Current (per supply)	8 Amps Max
Rated Output Voltage	+12VDC (±5%)
Rated Output Current (total)	37 Amps
Rated Output Current (per output)	4.6 Amps
Relay Contact Rating	Form C, 1A 30 VDC, 0.3A 125 VAC
Fuse	5 Amp ATM-5 Blade Fuse
<b>Mechanical</b>	
Height	1.75", 1 rack unit (4.4 cm)
Width (without rack mount ears)	17" (43.2 cm)
Depth	12.25" (31.1 cm)
Recommended Mounting Depth	18" (45.7 cm)
Weight (with 1 x IED1112PSM module)	13 lb (5.9 kg)
Weight (with 2 x IED1112PSM modules)	15.6 lb (7.1 kg)
<b>Environmental</b>	
Operating Temperature Range	32°F - 104°F (0°C - 50°C)
Storage Temperature Range	-40°F - 158°F (-40°C - 70°C)
<b>Connectors</b>	
Input	IEC 60320 Type C-13
Output (typical of 8)	2-pin Phoenix, 5.08mm spacing
Fault Relay	3-pin Phoenix, 3.8mm spacing

**Notes:**

**Compliance**

Safety

ETL Listed:

Conforms to UL60950-1, UL 62368-1

Certified to CSA C22.2 No. 60950-1, CSA C22.2 N. 62368-1

IEC 60950-1, IEC 62368-1

CB Certificate

**FCC / EMC**

CFR, Title 47, Chapter I, Part 15 Subpart B

ICES-003, Issue 4, 2004

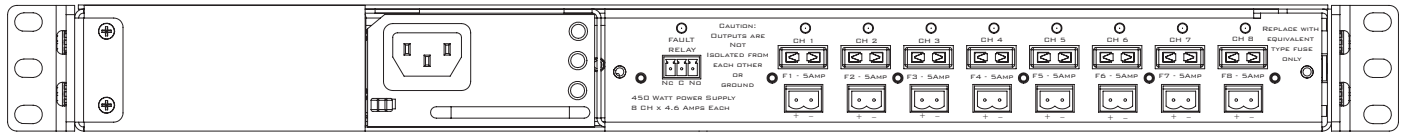
AS/NZS CISPR 22: 2005

CISPR 22 (Ed.5): 2005 +A1 (EN 55022: 2006 +A1)

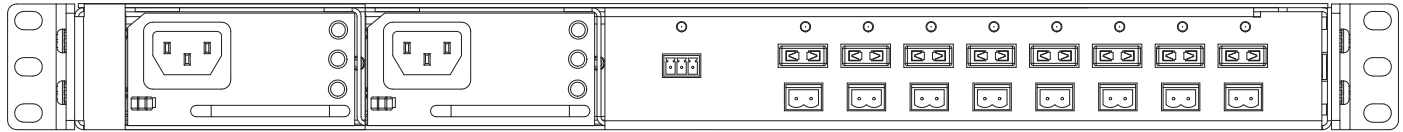
CISPR 24 (Ed.1): 1997 +A1, A2 (EN 55024:1998 +A1, +A2)

IEC 61000-3-2 (Ed.3): 2005, +A1,A2 (EN 61000-3-2:2006)

IEC 61000-3-3 (Ed.2): 2008 (EN 61000-3-3:1995 +A1, +A2)



IED1112PS Rear View with Single Power Supply Module



IED1112PS Rear View with Redundant Power Supply Modules

### Application Example

In the illustration below, a single 1112PS Power Supply is used to provide power to three different units located in the same equipment room. This installation utilizes two 1200ACS units operating in a LifeLine ACS configuration where the secondary unit will assume control in the event of a failure in the primary unit. The 1112PS includes a backup 1112PSM power supply module to provide redundant operation. An 1100MSG Message Server is included to provide an additional eight (8) channels of digital messaging. The 1112PS is capable of providing power to multiple units simultaneously.

