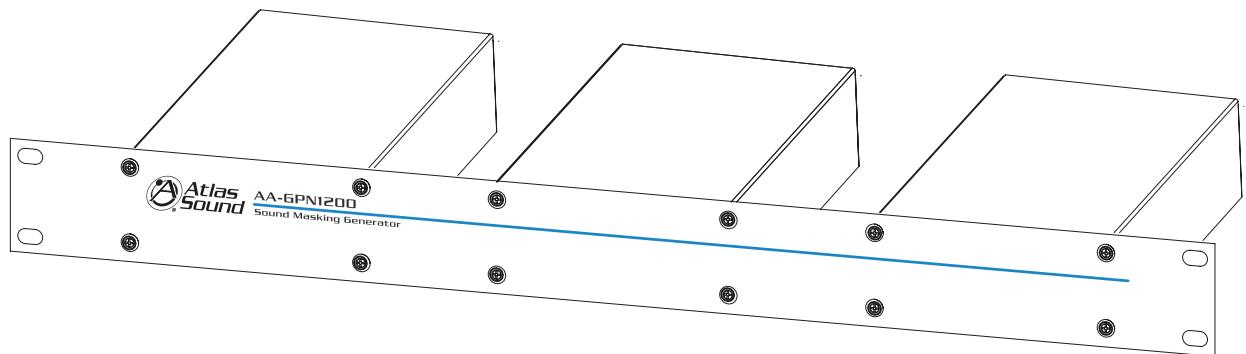





AA-GPN1200

Owner's Manual



Specifications are subject to change without notice

www.AtlasSound.com





Table of Contents

Safety Instructions 3

Introduction..... 5

Features and Applications 6

Installation Options 6

Rear Panel Description and Functions 7

White & Pink Noise Graphs 9

Specifications 10

Warranty 12

Specifications are subject to change without notice

www.AtlasSound.com





Safety Instructions



WARNING
TO REDUCE THE RISK OF FIRE OR ELECTRIC SHOCK
DO NOT EXPOSE THIS APPLIANCE TO RAIN OR MOISTURE.



The lightning flash with arrowhead symbol within an equilateral triangle, is intended to alert the user to the presence of uninsulated "dangerous voltage" within the product's enclosure that may be of sufficient magnitude to constitute a risk of electric shock to persons.



The exclamation point within an equilateral triangle is intended to alert the user to the presence of important operating and maintenance (servicing) instructions in the literature accompanying the product.

1. Read these instructions.
2. Keep these instructions.
3. Heed all warnings.
4. Follow all instructions.
5. Do not use this apparatus near water.
6. Clean only with dry cloth.
7. Do not block any ventilation openings. Install in accordance with the manufacturer's instructions.
8. Do not install near any heat sources such as radiators, heat registers, stoves, or other apparatus (including amplifiers) that produce heat.
9. Do not defeat the safety purpose of the polarized or grounding-type plug. A polarized plug has two blades with one wider than the other. A grounding type plug has two blades and a third grounding prong. The wide blade or the third prong are provided for your safety. If the provided plug does not fit into your outlet, consult an electrician for replacement of the obsolete outlet.
10. Protect the power cord from being walked on or pinched particularly at plugs, convenience receptacles, and the point where they exit from the apparatus.
11. Only use attachments/accessories specified by the manufacturer.
12. Use only with the cart, stand, tripod, bracket, or table specified by the manufacturer, or sold with the apparatus. When a cart is used use caution when moving the cart/apparatus combination to avoid injury from tip-over.
13. Unplug this apparatus during lightning storms or when unused for long periods of time.
14. Refer all servicing to qualified service personnel. Servicing is required when the apparatus has been damaged in any way, such as power-supply cord or plug is damaged, liquid has been spilled or objects have fallen into the apparatus, the apparatus has been exposed to rain or moisture, does not operate normally, or has been dropped.

Specifications are subject to change without notice

www.AtlasSound.com





15. **WARNING:** To reduce the risk of fire or electric shock, this apparatus should not be exposed to rain or moisture and objects filled with liquids, such as vases, should not be placed on this apparatus.
16. To completely disconnect this equipment from the mains, disconnect the power supply cord plug from the receptacle.
17. The mains plug of the power supply cord shall remain readily operable.



CAUTION – When Installing the Product

- Plugging in or unplugging the power cord with wet hands may result in electric shock.
- Never move the unit with the power cord plugged into the wall, as damage to the power cord may result.
- When unplugging the cord from the wall, grasp the plug, NOT the cord.
- Never install this product in humid or dusty locations, nor in direct sunlight, near sources of heat, or in areas where sooty smoke or steam are present. Fire and electric shock may result.
- Keep all sides of the unit at least 3½" away from objects that may obstruct air flow to prevent the unit's internal



WARNING – When the Device is in Use

- To prevent electric shock, do not remove the product cover as there are high voltage components inside. Refer all servicing to Atlas Sound.
- Should any of the following irregularities occur during use, immediately switch off the power, disconnect the power cord from the AC outlet and contact Atlas Sound. Do not attempt to continue operation with the product as this may cause fire or electric shock:
 - Smoke or strange smell coming from the unit.
 - If the product falls or the case is damaged.
 - If water or any metallic objects falls into the product.
 - If the power supply cord is damaged in any way.
 - If the unit is malfunctioning.
- Do not insert or drop metallic objects or flammable materials into the ventilation holes of the product's cover, as this may result in electric shock or fire.
- Do not place any containers with liquid or metallic objects on the top of the product. If any liquid spills into the unit, fire or electric shock may result.

Specifications are subject to change without notice

www.AtlasSound.com





- Never operate this product or touch the power supply cord during an electrical storm, electric shock may result.
- Never exceed the wattage on the product when connecting equipment. Fire and/or property damage may result.
- Operate the product only with the voltage specified on the unit. Fire and/or electric shock may result if a higher voltage is used.
- Do not modify, kink, or cut the power cord. Do not place the power cord in close proximity to heaters and do not place heavy objects on the power cord, including the product itself, doing so may result in fire or electrical shock.
- Ensure that the safety ground terminal is connected to a proper ground. Never connect the ground to a gas pipe as a catastrophic disaster may result.
- Be sure the installation of the product is stable, avoid slanted surfaces as the product may fall and cause injury or property damage.

Introduction

The Atlas Sound AA-GPN1200 analog signal generator is ideal to use for many basic Sound Masking systems. The analog topology design eliminates repeating cycles commonly found in other manufactures digital designs. The AA-GPN1200 supports selections between Pink or White noise signals. This generator incorporates a variable balanced output and will deliver a 1V balanced output allowing it to match input circuits of Atlas Sound equalizers and amplifiers. Also a variable Hi-Cut filter when engaged, supports most equalizing requirements for most basic Sound Masking systems. The EQ filter operating range is between 1 kHz and 8 kHz with a slope of 6 dB per octave.

This small but effective generator can be used standalone or rack mounted. If multiple zones are required up to three AA-GPN1200 can be mounted onto a single 1 RU panel. The balanced output connection is via a Phoenix type (Euro block) connector. Rear-mounted controls also help prevent unauthorized tampering.

Specifications are subject to change without notice

www.AtlasSound.com





Features


- Compact
- Analog Topology
- Balanced Output
- Selectable between Pink and White Noise
- Defeatable EQ
- Variable Hi-Cut filter
- Variable Gain
- Stand Alone or Rack Mountable
- Rear Panel Adjustments

Applications

The analog noise generator Model GPN-1200B can be used for audio equipment testing or as the signal source in Sound Masking systems. It provides the output level necessary to match the input circuits of most commercially available equalizers and amplifiers. The unit is recommended for use in Sound Masking systems using Atlas Sound masking loudspeakers and amplifiers. Sound Masking systems are designed to help eliminate the auditory distraction associated with open office plan environments as well as providing conversation privacy in facilities such as schools, churches, restaurants, offices, etc. (Additional information on masking loudspeakers and sound masking in general is available upon request.)

Installation Options

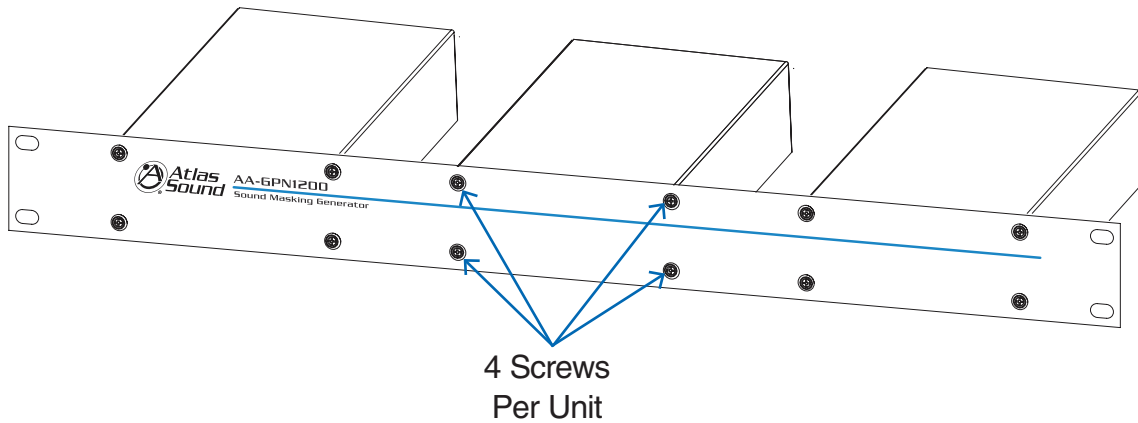
The AA-GPN1200 has two methods of installation. It can be used as a standalone unit or mounted in a rack. The included 19" 1 RU rack mount panel can support from one to three AA-GPN1200 units. To mount an AA-GPN1200 to the 19" rack panel, first remove the four front panel screws and the AA-GPN1200 face plate and then mount the AA-GPN1200 chassis to the 19" panel using the same four screws. Discard the unused panel, if desired.



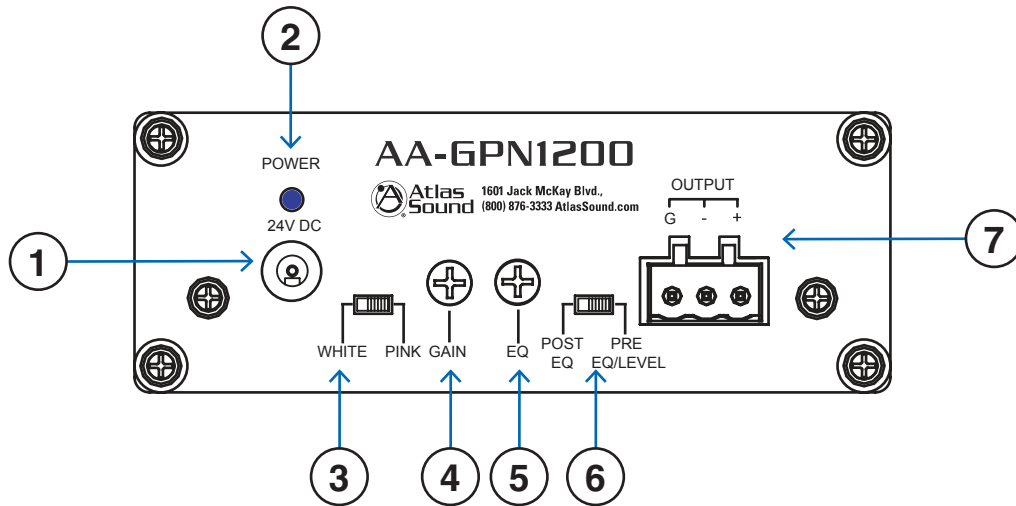
Specifications are subject to change without notice

www.AtlasSound.com





Rear Panel Description and Functions



1. **DC Power Input** – An UL Certified external 24VDC power supply is supplied to power the AA-GPN1200. Note: Only use this approved power supply or failure may occur.
2. **Power Indicator** – A Blue LED will illuminate if the External DC power supply is plugged into the receptacle and has AC power supplied.
3. **White or Pink Nose Selection Switch** – slide the switch to the desired type of signal needed.

Specifications are subject to change without notice

www.AtlasSound.com





- 4. **Gain Control** – A gain control has been incorporated to adjust the level of the signal. Clockwise increases the signal. Note: When the gain is turned fully counter clockwise there will still be some signal present at the output.

- 5. **EQ** – This potentiometer allows one to adjust the noise parameter to meet a basic masking spectrum. This Hi-Cut filter adjusts from 7 kHz to 1 kHz at 6 db per octave. Note: If more equalization is necessary we suggest using an Atlas EQM131, a 31 band graphic equalizer, after the AA-GPN1200 balanced output. Note: For the EQ range control pot to be in effect, the EQ filter switch #6 must be in the POST EQ position. See the illustration showing the frequency curves to get a complete understanding of the EQ range.

- 6. **Pre EQ & Post EQ** – this slide switch allows one to select between Pre EQ and Post EQ. POST EQ, the internal Hi-Cut filter is engaged limiting the frequency bandwidth. In PRE EQ the internal EQ is bypassed allowing the full noise spectrum at the output. See illustration on the next page.

- 7. **Balanced Output** – This removable Phoenix style connector is a electronic balanced output. If an unbalanced signal is needed connect the (G) and the (-) terminals together.

Suggested optional accessory EQM131 - For most sound masking systems the EQ on the AA-GPN1200 is adequate. For systems requiring more fine tuning of equalization we suggest using Atlas Sound EQM131.



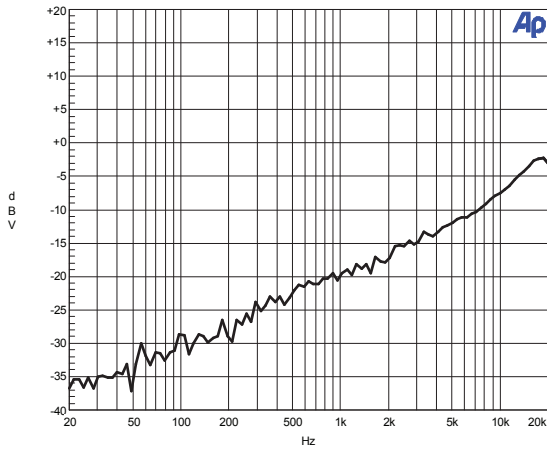
Specifications are subject to change without notice

www.AtlasSound.com

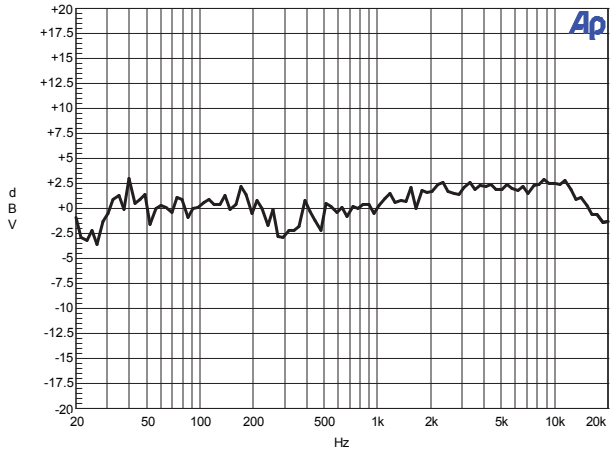




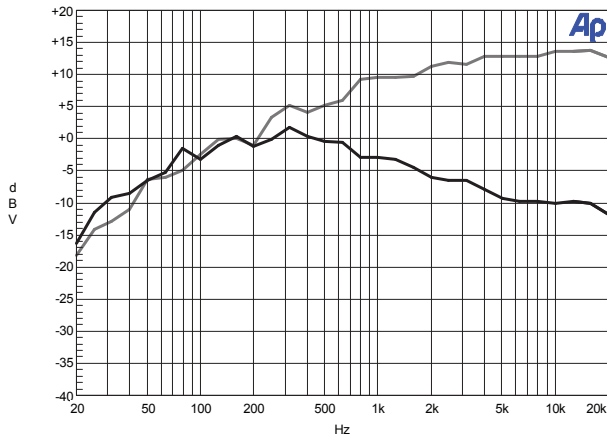
White and Pink Noise Graphs



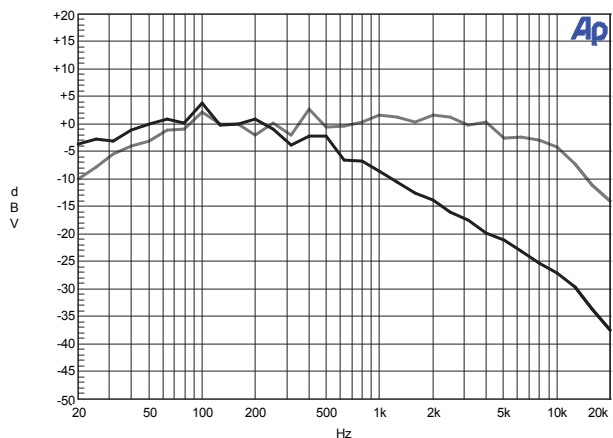
PRE EQ White Noise



PRE EQ Pink Noise



POST EQ White Noise



POST EQ Pink Noise

Specifications are subject to change without notice

www.AtlasSound.com





AA-GPN1200 SPECIFICATIONS

- Filter Selection:** White, Pink Noise
- Gain Control:** Variable, PRE EQ 500mV, POST EQ 1V
- Line Output:** Balanced, Phoenix type Connector
- EQ Control:** Variable Hi Cut 1 KHz – 7 KHz, By pass switch
- Supply Voltage:** UL Rated External 24VDC Power Supply
- Panel Finish:** Black
- Dimensions:** Chassis: 4" (100 mm) W., x 1.75" (45 mm) H. x 3.16" (80 mm) D
Rack Mount Panel: 19" (485 mm) W, 1.75" (45 mm) H

ARCHITECT AND ENGINEER SPECIFICATIONS

The analog noise generator shall be Atlas Sound Model AA-GPN1200. It shall be capable of producing either pink or white noise with a minimum output level of .5V into 600 Ω. It shall have a Hi-Cut filter adjustable from 7 kHz to 1 KHz at 6 dB per octave. The filter shall be have a bypass switch. The generator shall have a external UL rated 24VDC power supply. The Atlas AA-GPN1200 can be used as a stand alone unit or rack mounted with a 19" 1 RU panel. Panel is included. All controls shall be rear mounted to prevent unauthorized tampering. The balanced output connection are via an three position Phoenix type connector. Finish shall be black semi-gloss epoxy.

Specifications are subject to change without notice

www.AtlasSound.com





Notes: _____



Specifications are subject to change without notice

www.AtlasSound.com



Limited Warranty

All products manufactured by Atlas Sound are warranted to the original dealer/installer, industrial or commercial purchaser to be free from defects in material and workmanship and to be in compliance with our published specifications, if any. This warranty shall extend from the date of purchase for a period of three years on all Atlas Sound products, including SOUNDOLIER brand, and ATLAS SOUND brand products except as follows: one year on electronics and control systems; one year on replacement parts; and one year on Musician Series stands and related accessories. Additionally, fuses and lamps carry no warranty. Atlas Sound will solely at its discretion, replace at no charge or repair free of charge defective parts or products when the product has been applied and used in accordance with our published operation and installation instructions. We will not be responsible for defects caused by improper storage, misuse (including failure to provide reasonable and necessary maintenance), accident, abnormal atmospheres, water immersion, lightning discharge, or malfunctions when products have been modified or operated in excess of rated power, altered, serviced or installed in other than a workman like manner. The original sales invoice should be retained as evidence of purchase under the terms of this warranty. All warranty returns must comply with our returns policy set forth below. When products returned to Atlas Sound do not qualify for repair or replacement under our warranty, repairs may be performed at prevailing costs for material and labor unless there is included with the returned product(s) a written request for an estimate of repair costs before any nonwarranty work is performed. In the event of replacement or upon completion of repairs, return shipment will be made with the transportation charges collect.

EXCEPT TO THE EXTENT THAT APPLICABLE LAW PREVENTS THE LIMITATION OF CONSEQUENTIAL DAMAGES FOR PERSONAL INJURY, ATLAS SOUND SHALL NOT BE LIABLE IN TORT OR CONTRACT FOR ANY DIRECT, CONSEQUENTIAL OR INCIDENTAL LOSS OR DAMAGE ARISING OUT OF THE INSTALLATION, USE OR INABILITY TO USE THE PRODUCTS. THE ABOVE WARRANTY IS IN LIEU OF ALL OTHER WARRANTIES INCLUDING BUT NOT LIMITED TO WARRANTIES OF MERCHANTABILITY AND FITNESS FOR A PARTICULAR PURPOSE.

Atlas Sound does not assume, or does it authorize any other person to assume or extend on its behalf, any other warranty, obligation, or liability. This warranty gives you specific legal rights and you may have other rights which vary from state to state.

Service

Should your AA-GPN1200 require service, please contact the Atlas Sound warranty department at 1-877-689-8055, ext. 277 to obtain an RA number.

Atlas Sound Tech Support can be reached at 1-800-876-3333.

Visit our website at www.AtlasSound.com to see other Atlas products

Specifications are subject to change without notice

www.AtlasSound.com

